

HBC:Newy am

Principle: we want to give God's people the opportunity to hang out together, chat and enjoy community together before heading into church together.

Setup

- buy 6L milk and 1 bag of ice
- Coffee Machine is located in kitchen
- place in middle of table outside hall on Young Rd side on concrete path under trees
- connect to tap (located on building to right of side gate) using shifter from box. use spare hose in crate if school hose is missing
- run electricity to machine from mezzanine
- Connect grinder
- Place A4 instruction sign on RHS of table with empty cups
- make 5 flat whites to kick start orders
- take orders til 9.50am (depending on number of orders) then ring bell for last drinks so can finish making coffees by 10am
- make 5 flat whites and then turn off machine
- reimburse self for milk/ice and then place money in red box

Packup

- disconnect electricity and put extension cord back inside
- clean utensils and machine
- cover machine with BBQ cover and leave where it is unless...
- move table under covered area in front of doors if looks like rain

HBC:Newy pm

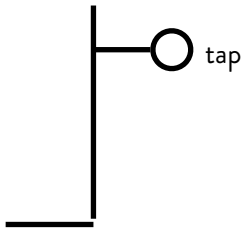
Principle: we want to give God's people the opportunity to hang out together, chat and enjoy community together before heading into church together.

Setup

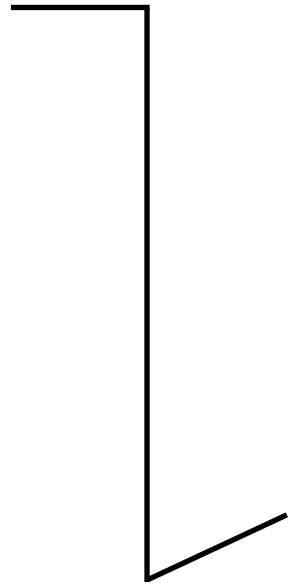
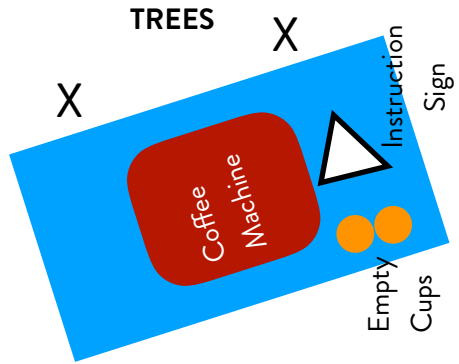
- buy 4L milk and 1 bag of ice
- (move coffee table to concrete area under tree)
- remove cover from coffee machine
- Run electricity to machine from mezzanine
- Connect grinder
- Place A4 instruction sign on RHS of table with empty cups
- make 5 flat whites to kick start orders
- take orders til 4.20 (depending on number of orders) then ring bell for last drinks so can finish making coffees by 4.30pm
- make 5 flat whites and then turn off machine
- reimburse self for milk/ice and then place money in red box

Packup

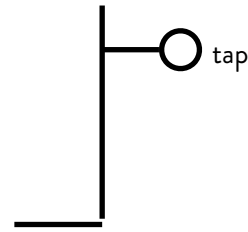
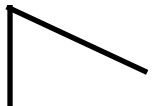
- disconnect electricity and roll extension cord up: put away with other cords.
- disconnect from tap using shifter from box. Put shifter back.
- clean utensils and machine
- cover machine with BBQ cover
- place back in kitchen
- place table back inside hall.




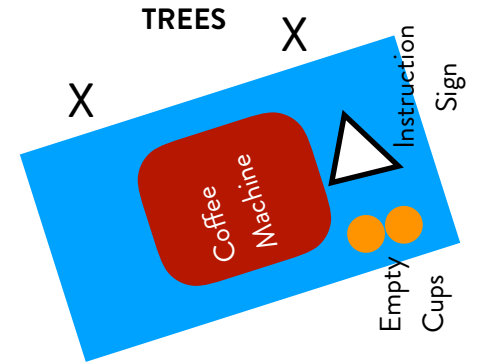
side gate



entry to hall



side gate



entry to hall

